

WONDERFULLY WILD UNIT

LESSON 4: Grades K-3

THE FOUR L'S OF WILDLIFE

Show Me Standards: Academic Goals: 1.2, 1.3, 1.5, 1.7, 2.1, 2.2, 2.3, 3.1, 3.2, 3.3, 3.4, 3.4, 3.5, 3.6, 3.7, 4.1, 1.3, 4.5, 4.6, 4.7

Knowledge Goals: Communication Arts-3,4,5,6,7; Math-3; Science-3,4,8; Social Studies-5,6,7; Fine Arts-2

Objective: To teach students respectful and responsible approaches to appreciating creatures in the wild.

Materials:

- Paper or notebook
- Pencils
- Magnifying glass or binoculars (optional: an instamatic camera)
- Poster board or large paper
- Crayons or markers
- “The One Hour Rule” handout
- “The Four L’s” handout

Method: Signs of life are everywhere, from the city setting to the country hills. Thankfully, communities are striving to save green space as a benefit to the beauty of their city and a place to restore the soul. We can all agree that natural environments are an absolute necessity to counteract the bombardment of stimulus and stress that we face daily.

This exercise will help teach students to slow down, quiet down, pause, observe, reflect, appreciate and walk more gently on the earth. With opened senses (away from TV and video games) students will come to appreciate unique ecosystems necessary to sustain life and our responsibility as intricate members of the web of life.

Gather students for a walk to a local park or to explore the outdoor school grounds. Equip them with notebooks and pencils. Ask them to remember some “Ground Rules” for this operation:

- 1) When walking, walk gently. Don’t stomp plants or small trees. They are trying to grow and may be home to several species of animals or insects.
- 2) Use only soft, whisper tones, so that you will not frighten off small animals and critters.
- 3) If you turn over a rock or log to observe the life under it or within it, gently place it in the manner it was found.
- 4) Leave the animals alone and in peace. Put yourself in their environment. How would it feel to be disturbed or displaced?

Adults may carry binoculars or magnifying glasses to aid students in taking a closer look. Photos can be taken, if desired. This trip is about observation only. Break the green space into sections and assign small groups to each section. Ask them to observe and note any signs of life they may see. (i.e. a feather, animal foot prints, fur, a hole, a nest, etc.)

Also, note what might harm wildlife: litter, chemicals (is the grass sprayed with fertilizers?), tire marks, etc. What can hurt an ecosystem and why?

What are our responsibilities to preserve land space so that others might live in peace and comfort? How does even our voice level affect them?

Upon returning to class, have each group talk about what they observed in their section of green space. List them on the chalkboard. How do all the observations blend together to create an ecosystem? What is possibly harming this space? What can we do to help the animals living in this space?

Have students break into four groups to create wildlife posters depicting the four “L’s” of wildlife:

Look At Them
Learn About Them
Leave Them Alone
Love Them!

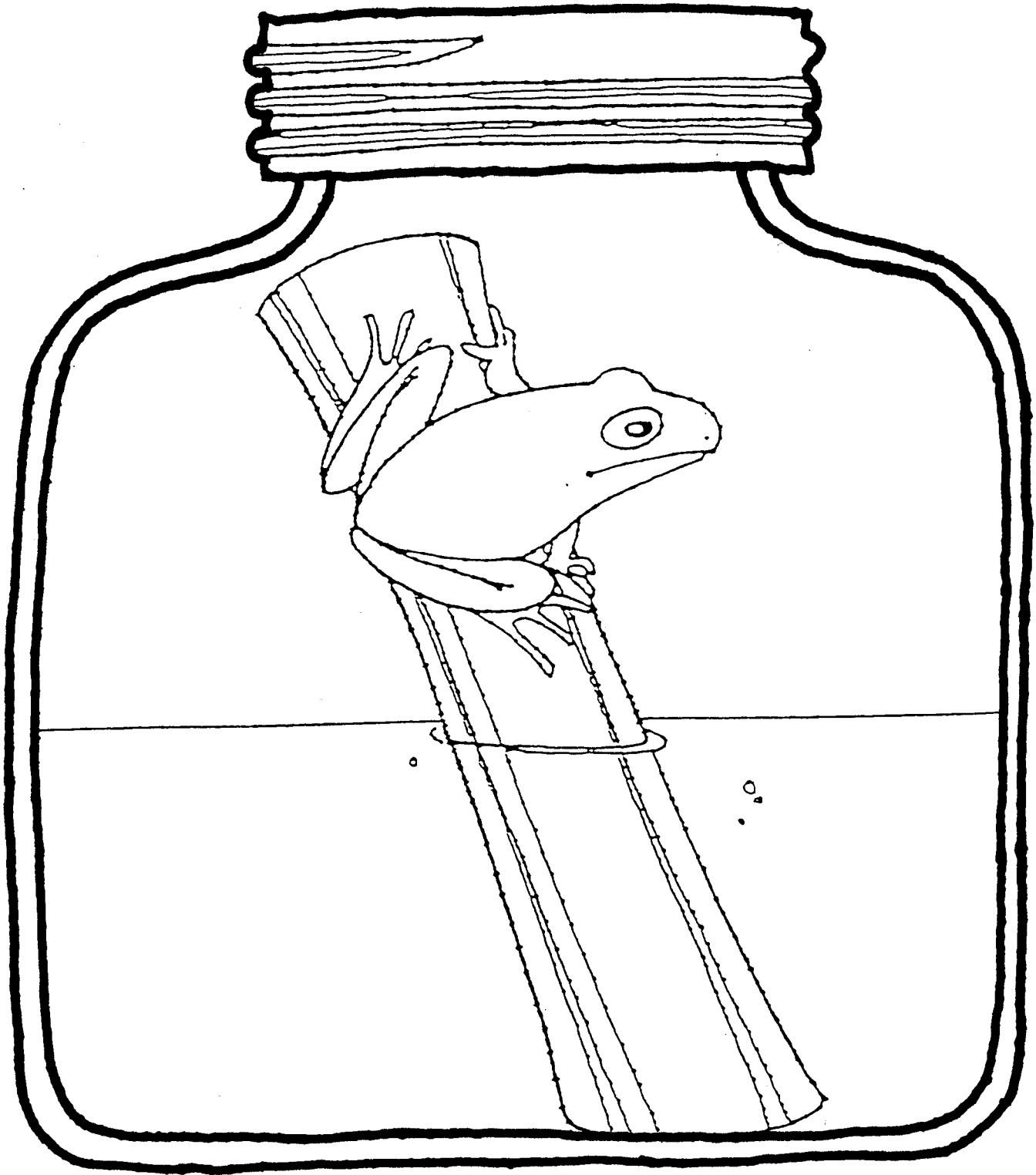
Call To Action: Photographs, magazine photos, drawings, poems – any medium can be used to help students convey the four L’s of wildlife.

The posters can be hung in the lobby or cafeteria of your school for all students to observe.

Can they think of any additional messages to add?

Web sites: For recommended animal-related web sites visit www.apamo.org and choose “Animal Issues” from the left-side menu, then choose “Links” from the top of the page. Or [click here](#) to launch your browser and link directly to the list.

The 1 Hour Rule



If you borrow a friend from the wild, be sure to put it back where you found it (or in the nearest safe spot) in 1 hour or less. Longer visits can be harmful to wildlife.



THE FOUR L'S



WHAT'S THE BEST WAY TO LOVE WILD ANIMALS ?

LOOK AT THEM.

TRY USING A MAGNIFYING
GLASS, BINOCULARS, OR A
CAMERA.




LEARN ABOUT THEM.

READ BOOKS, ASK PEOPLE,
WRITE DOWN YOUR OWN
OBSERVATIONS.

LEAVE THEM ALONE.

EACH ONE IS NEEDED
IN ITS OWN ENVIRONMENT.



LOVE THEM.

