

FABULOUS FELINES
LESSON 5: Grades K-3
GOOD OR BAD?
PROPER TREATMENT OF CATS

Show-Me Standards: Academic Goals: 1.5, 1.10, 2.3, 3.1, 3.6, 4.3, 4.5, 4.6;

Knowledge Goals: Communication Arts – 1, 6; Mathematics – 1; Science – 3; Health/Physical Education – 3, 4, 5

Objective: To review how to treat cats properly.

Materials:

- “Happy Face/Sad Face” sheet
- “Happy in the House” handout
- “Animal Pals” handout
- Crayons, markers, or colored pencils

Method: This is our last lesson about our fabulous feline friends! We are going to review how to treat cats properly.

Copy a “Happy Face/Sad Face” sheet for each student. Cut all sheets apart to give you sets of happy faces/sad faces. Distribute a set to each student. Read each sentence aloud. After each sentence, ask students to hold up the happy face for good treatment of cats or the sad face for bad treatment of cats. Discuss the correct information with them that is provided below.

1. My cat stays indoors all day. ☺
2. I know that getting shots hurts, so I don’t let them give any to my cat. ☹
3. I’m going to surprise my cousin for his birthday. I’ll give him a kitten. ☹
4. My cat scratches on the couch to sharpen her claws. ☹
5. My cat likes to chew on our houseplants. She loves the way they taste. ☹
6. I never brush my cat because she doesn’t like it. ☹
7. I give my cat water to drink every day. ☺
8. I gave my cat a large paper bag to play with. ☺
9. My cat has a safety collar and I.D. tag with my name, address, and telephone number. ☺
10. I pet my cat every day. ☺
11. I am going to have my cat spayed or neutered to prevent unwanted litters. ☺
12. I scoop my cat’s litter box once a week to keep it clean. ☹
13. My cat rides in his pet taxi when we’re in the car. ☺

Correct information for each statement:



1. Keeping cats indoors protects them from diseases such as rabies, being hit by a car or injured in other ways, and prevents unwanted litters.
2. Vaccinating pets is an important part of their care and should be given each year.
3. Getting a pet should be carefully planned. Pets require a lot of care and having them is a big responsibility.
4. Cats naturally scratch to remove old nail sheaths, to stretch, and to mark their scent. They should be trained gently to use a scratching post instead of the family couch.
5. Certain houseplants are poisonous to cats. Keep those that are out of reach.
6. Cats should be brushed regularly as part of their grooming routine.
7. Cats should drink fresh water, instead of milk, daily.

8. Cats and kittens love to play and should have plenty of safe toys, such as paper bags. Never give them plastic bags!
9. Cats should have a special safety collar designed to break away if they become stuck. Cats should always wear an I.D. tag even if they live inside.
10. Pets need daily attention and love just like we do.
11. Spaying and neutering cats and dogs is important to prevent unwanted litters and certain diseases.
12. Cats should have their litterbox scooped daily, not weekly. If the litterbox isn't clean and fresh each day, kitty may find someplace else to go!
13. Riding in a pet taxi while in the car keeps cats and people safe. It prevents cats from becoming lost or hurt and drivers from having accidents.

To supplement this lesson, distribute the “Animal Pals” and “Happy in the House” handouts.

Call to Action: Play a game of “Simon Says” using cat behaviors. Have children stretch like a cat, meow, pounce, purr, bat at a toy, swish their tails, hiss, arch their backs, sleep, etc. May the best cat win! Collect pet items for your local animal shelter or rescue group. Ask the children to decorate several boxes for the collection. Organizations usually have a wish list of items they need. You may also choose to collect pennies. Get the whole school involved. Give your project a catchy name like “Coins for Kitties.” Take a field trip to tour the shelter and deliver the items. Meet the animals, the recipients of your gifts! Children are sure to feel they've made a difference in the lives of homeless and abandoned animals.

Web sites: For recommended animal-related web sites visit www.apamo.org and choose “Animal Issues” from the left-side menu, then choose “Links” from the top of the page. Or [click here](#) to launch your browser and link directly to the list.



operation pet partners A community effort helping St. Louis pets.


Credit: APA of Missouri

KIND Name _____

Happy in the House

These two cats live indoors. They are safe from cars and other dangers. In bad weather, they stay warm and dry. The cats have their

food and toys indoors. They also have a scratching post. Their owner gives them plenty of love and attention. Color the cats.



Cats can exercise safely indoors. Dogs need to be walked on leashes outdoors. On the back, draw yourself walking a dog.

Teacher's box: Use this worksheet to generate discussion about proper care of companion animals. Students will need crayons, markers, or colored pencils.

Name _____


Animal Pals

Pets are our animal friends. We can talk to them and play with them. But we must also take good care of them.


Look at the actions below. Color the ones that show good ways of caring for pets.




Give them food and water.



Buy them sneakers.



Give them love.



Play video games with them.



Sign them up for dance classes.



Take them to a veterinarian for checkups.

Pretend you are an artist. Your job is drawing pictures for book covers. Draw a cover for a book about pet care.

Reproducible: Permission granted to classroom teachers to duplicate for classroom use. Reproduction for reprinting or resale is prohibited without written permission from NAHEE. © 1999 NAHEE, P.O. Box 362, East Haddam, CT 06423.