

FABULOUS FELINES
LESSON 1: Grades K-3
WHAT DO CATS NEED?

Show-Me Standards: Academic Goals: 1.6, 1.10, 2.5, 3.1, 3.6, 3.7, 4.6, 4.7.

Knowledge Goals: Communication Arts – 6; Science – 3; Health-Physical Education – 5

Objective: To teach children about cats’ basic needs and to help them understand that pets and people’s needs are very similar.

Materials:

- “Pets and People Match-up” cards
- “If I had a cat...” handout
- “See if you can give a reason why...” handout
- “Design your own pet tag” handout
- Hole punch
- String

Method: Children and pets both need to be taken care of; they can’t take care of themselves. Children need their mom and dad or another adult who loves them to care for them. Pets also need a family who loves them to care for them. Pets needs are very similar to our needs. What kinds of things do we have to have in order to be healthy and happy? We need food, water, shelter, exercise, love, and medical care. Pets must have all of these things, too.

We’re going to play a game called “Pets and People Match-up.” I’ll show you a picture of something we need, then you’ll find the picture that matches for pets. As we match needs, let’s talk about why each one is so important. Match all the “Pets and People” cards until each has a mate.

Card Matches:

Need Represented:

Child/Dad playing ball - Cat playing with ball

Exercise and fun

Mother feeding baby – Mother & son feeding dog

Nutrition

Boy sleeping – Cat sleeping

Sleep and shelter

Man hugging girl – Boy hugging pet rabbit

Love and companionship

Child at doctor – Dog at veterinarian

Medical care

Child getting bathed – Dog getting bathed

Proper hygiene, grooming

Girl drinking bottled water – Cat drinking water

Water/hydration

Boy getting dressed – Dog with collar, I.D. tag, and leash

Clothing/I.D.
(without a collar and nametag, pets are naked!)

What would happen if each of these needs weren't met?

Now we're going to sing a song to help remind us to care for our pets each day. Let's sing the "Love Your Pets" Song. (Sung to the tune of "Row, Row, Row Your Boat).

Love, love, love your pets,
Love them every day.
Give them food
And water, too,
Then let them
Run and play.

To reinforce these concepts, distribute the "See if you can give a reason why..." handout and the "If I had a cat..." handout to each student.

Call to Action: Give children the opportunity to practice meeting pet's needs. Have half your children pretend to be pet owners and let the other half pretend to be their pets. Have the owners do pretend activities such as feeding, walking, petting, and playing with their "pets." Then let the children reverse roles.

Don't forget to give your cat an I.D. and a special safety collar! What could happen if your cat escaped outside and didn't have I.D.? Distribute the "Design your own pet tag" handout. Ask each student to create his own pet tag. Remind them about the type of information that should be included. Punch a hole at the top of each I.D. tag and insert string. Wear pet tags throughout the day to teach other children about the importance of having identification for their pets.

Bring your pet tag home to remind parents to I.D. dogs and cats!

Reading:

Patch the Kitten, Jenny Dale, 2000 Aladdin Books

Louise falls in love with a tiny kitten left on the doorstep of her parents animal rescue center. Once Patch is nursed to health she is put up for adoption, but Louise wants to keep her! Discusses important issues regarding animal adoption. Ages 4-8

A Home for Nathan, Claudia M. Roll, 1999 The William Snyder Foundation for Animals


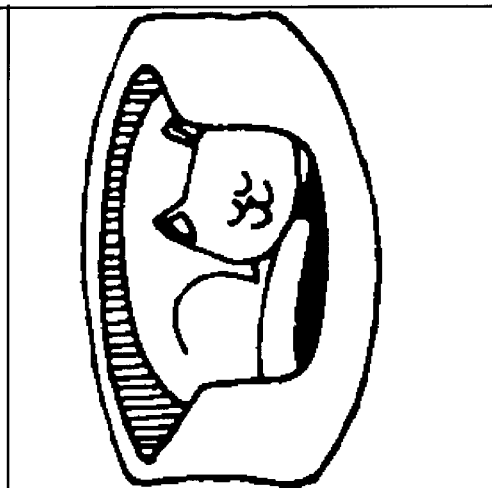


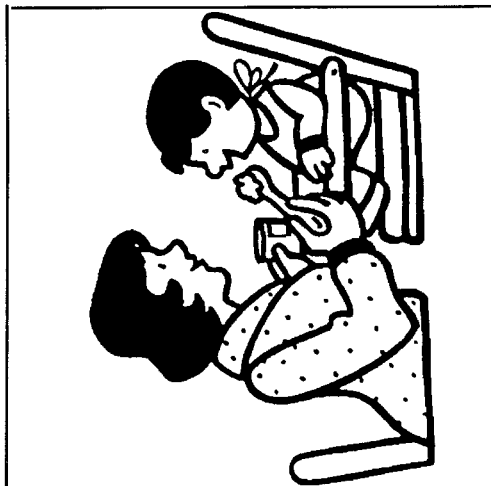


The true story of a cat who is dropped off at an animal shelter, cared for by a shelter, and then adopted into a loving home. Children learn about the important role that animal shelters play in our society, and why owning a pet is a commitment that lasts a lifetime.

Ages 4-8.

Web sites: For recommended animal-related web sites visit www.apamo.org and choose "Animal Issues" from the left-side menu, then choose "Links" from the top of the page. Or [click here](#) to launch your browser and link directly to the list.







Pets and People Match-Up

Cut out each card. Show one "people" card to students. Talk about the need each picture represents. Place the "pet" cards individually face-up. Ask one child to come forward and find the matching "pet" card. Repeat until all cards are matched.



Pets and People Match-Up

Page 2



If I had a cat . . .

I would name it: _____

I would play _____

_____ with it.

I would let it sleep in: _____

I would buy it: (check each thing you'd buy):

_____ a brush

_____ a stuffed mouse

_____ a food dish










_____ a water dish

_____ a collar and tag

_____ a litter box

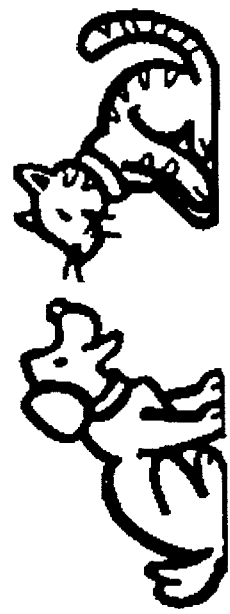
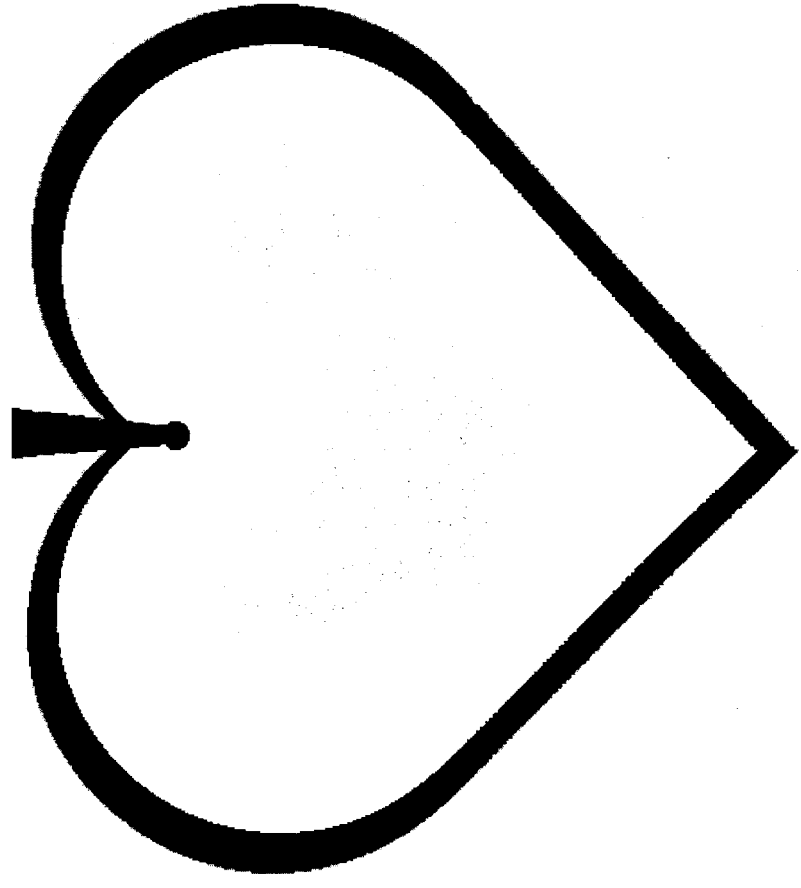
This is a picture of my cat:

See if you can give a reason why . . .

<p>Pets Need Plenty of Love</p> 	<p>Pets Like To Play</p> 	<p>Pets Need An ID Tag</p> 
<p>Pets Need Proper Food and Water</p> 	<p>Pets Need To Be Groomed</p> 	<p>Pets Need Exercise</p> 
<p>Pets Should Not Be Left in a Hot Car</p> 	<p>Pets Need A Warm, Dry Place To Sleep</p> 	<p>Pets Need Companionship</p> 



Design your own
pet I.D. tag here.
Don't forget to include
your address and phone number.



Show your own pets how much
you love them...
Make sure they always wear
a collar and I.D. tag!